

Credicorp Capital Latin American Corporate Debt Fund

Fund Facts

Portfolio Manager	Victor Diaz / Rodrigo Barros 
Investment Manager	Credicorp Capital Asset Management S.A. AGF
Fund Size	USD 390.3 MM
Inception Date	1st September 2014
Domicile	Luxembourg (UCITS)
Subscription / Redemptions	Daily
Benchmark	JPM Cembi Broad Diversified Latin America
Custodian / Administrator	State Street Bank, Luxembourg
ISIN (Class I)	LU1086830822
Minimum Investment	USD 1,000,000
Management Fee	1.00%

Source and Copyright: Citywire, Victor Diaz and Rodrigo Barros are Citywire A rated by Citywire for their rolling 3-year risk-adjusted performance, for the period 30/09/2017- 30/09/2020

Fund Profile

The primary objective of the Credicorp Capital Latin American Corporate Debt is to achieve high levels of income and secondly, capital appreciation by investing in a diversified portfolio of fixed and floating rate securities of varying maturities from government institutions and companies incorporated or having their principal business activities in the Latin American region (herein "LatAm Issuers"). The Latin American region includes, but is not limited to Mexico, Brazil, Colombia, Chile and Peru. The fund may invest in the islands of the Caribbean on an ancillary basis. In addition, the fund may invest its assets in financial derivatives for hedging purposes only.

The fund will seek to hold a minimum of 70% of its assets in Latin American corporate debt instruments of LatAm Issuers, notably in high yield debt instruments.

Historical Returns

	1 m	6 m	1Y	2Y*	3Y*	YTD	Since Inception*	2019	2018	2017	2016	2015
Fund	0.79%	18.65%	-1.01%	5.12%	2.30%	-2.95%	3.26%	14.75%	-4.16%	11.32%	14.69%	-5.76%
Benchmark	0.24%	14.55%	3.50%	7.35%	4.11%	1.34%	4.77%	13.80%	-2.79%	12.10%	15.61%	-5.05%

*Annualized returns. Source: Morningstar

Portfolio Information (annualized)*

	1Y	Since Inception
Alpha	-4.51%	-1.51%
Information ratio	-0.77	-0.58
Tracking error	5.84%	2.62%
Fund Volatility	12.09%	5.83%
Benchmark Volatility	10.07%	5.08%

*Source: Morningstar

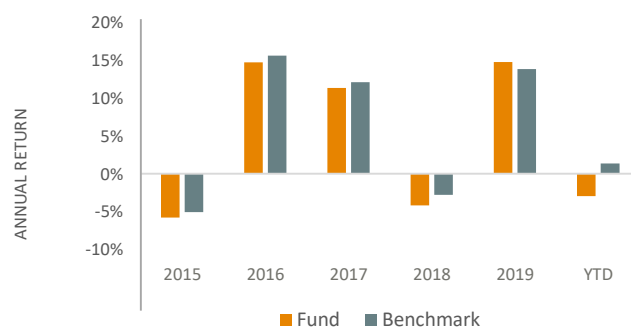
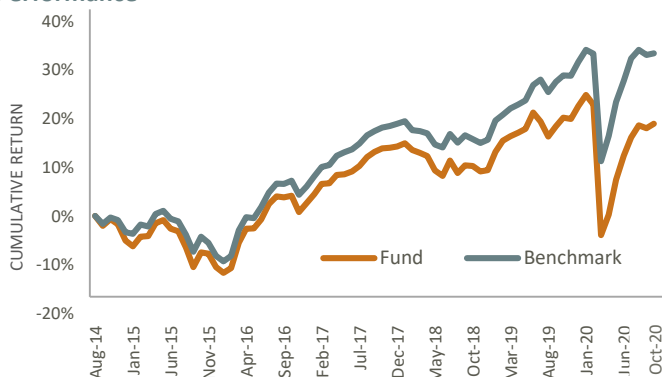
Portfolio Statistics

	Fund	Benchmark
Duration	5.03	5.91
Duration to worst	4.69	5.43
Average Credit Quality	BB-	BB
SOT	594	453
Spread to Worst	589	450
YTW	6.27%	5.23%
YTM	6.44%	5.11%
Current Yield	6.27%	5.34%

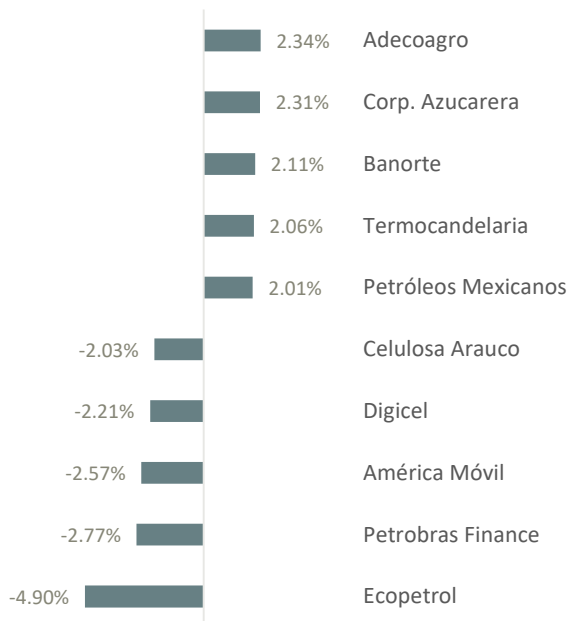
Top Holdings

Company	%
Banorte	2.55
Adecoagro	2.42
Termocandelaria	2.40
Corp. Azucarera	2.31
Inkia Energy	2.19
WOM Chile	2.18
Ajercorp	2.18
CSN Islands	2.17
BBVA Bancomer	2.15
Al Candelaria	2.13
Total	22.68

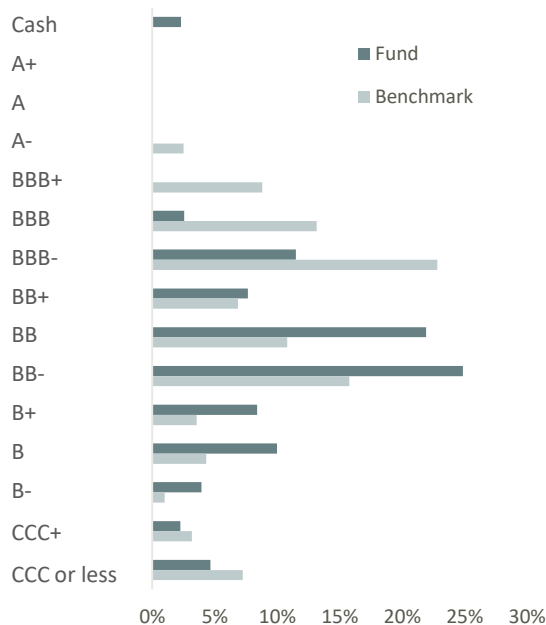
Performance



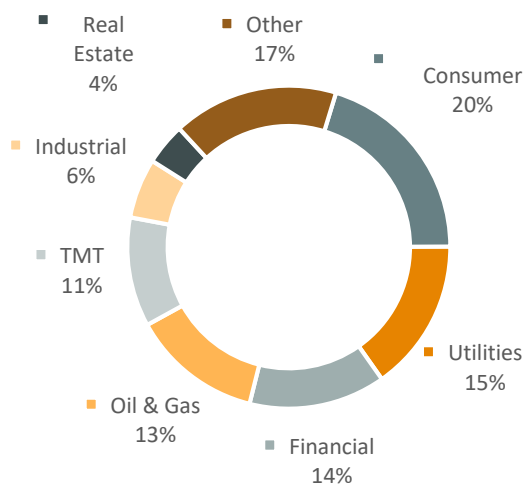
Top Holdings (Overweight / Underweight) vs Benchmark



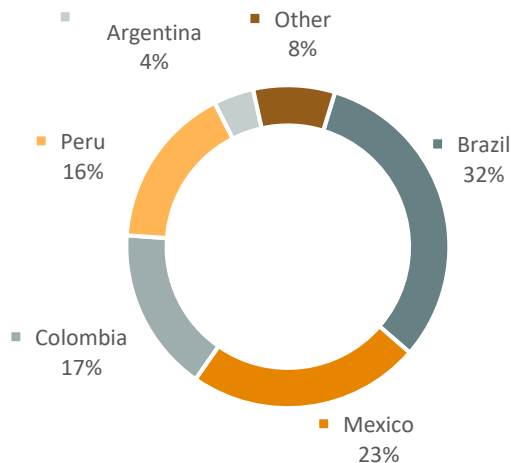
Breakdown of Holdings by Credit Rating



Exposure by Sector



Exposure by Country



Contact

Credicorp Capital Asset Management
Tel. +511 416-3333 ext. 36024
Email: ir.am@credicorpcapital.com