

Credicorp Capital Latin American Investment Grade Fund

Fund Facts

Portfolio Manager	Victor Diaz / Rodrigo Barros 
Investment Manager	Credicorp Capital Asset Management S.A AGF
Fund Size	USD 239.6 MM
Inception Date	28th June, 2018
Domicile	Luxembourg (UCITS)
Subscription / Redemptions	Daily
Benchmark	JPM CEMBI Broad Diversified Latin America IG
Custodian / Administrator	State Street Bank, Luxembourg
ISIN (Class I)	LU1576042284
Minimum Investment	USD 1,000,000
Management Fee	0.70%

Source and Copyright: Citywire, Victor Diaz and Rodrigo Barros are Citywire A rated by Citywire for their rolling 3-year risk-adjusted performance, for the period 30/09/2017- 30/09/2020

Fund Profile

The Credicorp Capital Latin American Investment Grade Fund aims to achieve capital preservation and secondarily moderate level of income by investing in a diversified portfolio of fixed and floating rate securities of varying maturities from government institutions and companies incorporated or having their principal business activities in the Latin American region. The Latam IG Sub-fund will seek to hold a minimum of 90% of its assets in Latin American corporate debt instruments of Latam Issuers, notably in investment grade debt instruments, with at least 90% in BBB- assets or higher rating and up to 10% between BB+ assets and BB- assets.

Portfolio Statistics

	Fund	Benchmark
Duration	7.41	7.49
Duration to Worst	6.97	7.07
Average Credit Quality	BBB	BBB
SOT	269	230
Spread to Worst	264	231
YTW	3.46%	3.00%
YTM	3.50%	3.04%
Current Yield	4.37%	4.08%

Portfolio Information (annualized)*

	1Y	Since Inception
Alpha	-2.07%	-1.81%
Information ratio	-0.95	-1.12
Tracking error	2.17%	1.63%
Fund Volatility	7.80%	5.31%
Benchmark Volatility	8.13%	5.59%

*Source: Morningstar.

Top Holdings

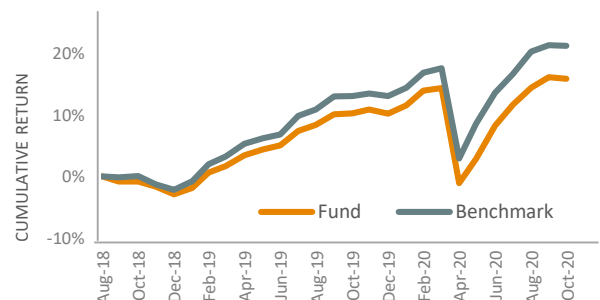
Company	%
Ecopetrol	4.64
Cencosud	3.97
Kallpa Generación	3.55
Raizen Fuels	3.15
Entel	3.02
Banco de Crédito del Perú	2.56
Grupo Energía Bogotá	2.55
Falabella	2.55
GNL Quintero	2.30
Inversiones CMPC	2.28
Total	30.57

Historical Returns

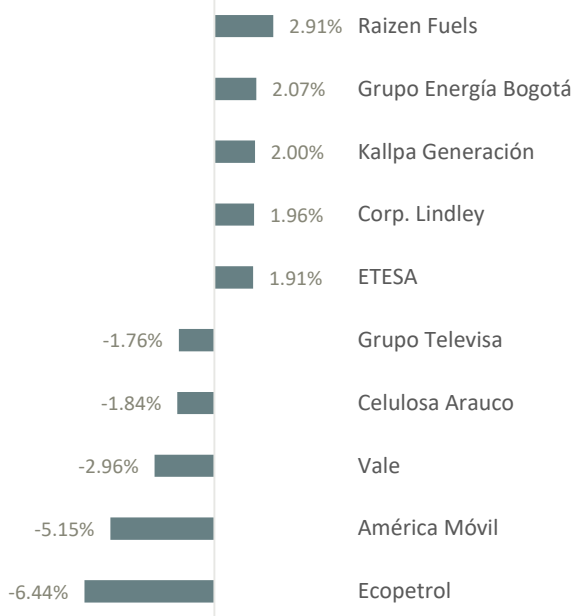
	1 m	3 m	1Y	2Y	YTD	Since Inception*	2019
Fund	0.89%	2.17%	5.46%	9.28%	4.84%	7.42%	13.60%
Benchmark	0.69%	1.48%	7.53%	11.18%	6.65%	9.23%	15.28%

*Annualized returns since August, 2018. Source: Morningstar.

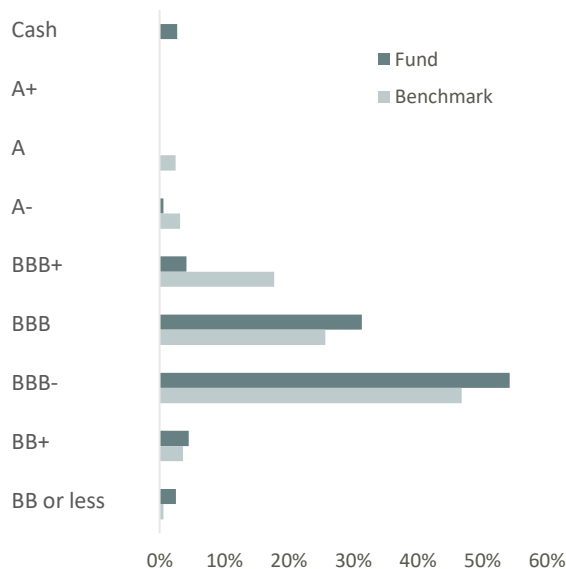
Performance



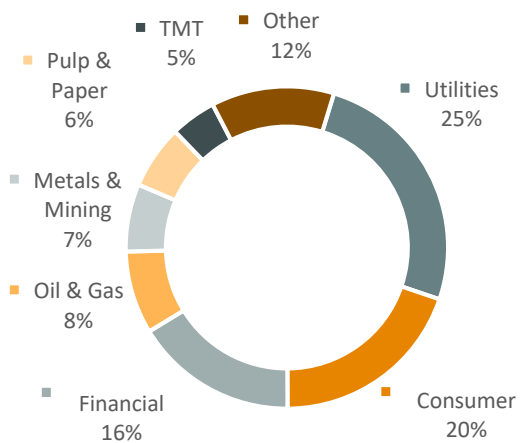
Top Holdings (Overweight / Underweight) vs Benchmark



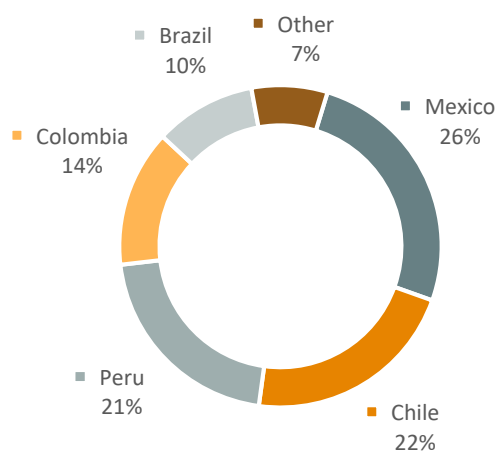
Breakdown of Holdings by Credit Rating



Exposure by Sector



Exposure by Country



Contact

Credicorp Capital Asset Management
Tel. +511 416-3333 ext. 36024
Email: ir.am@credicorpcapital.com