




HORTIFRUT

Capital Increase Roadshow

July 2019



Disclaimer

The information hereby contained is a brief description of the characteristics of the issuance and of Hortifrut S.A. (“Hortifrut”), not comprising all necessary information to make an investment decision. More information is available at Hortifrut headquarters, at the offices of BTG Pactual Chile S.A. Corredores de Bolsa, Credicorp Capital S.A. Corredores de Bolsa and Banchile Corredores de Bolsa S.A. (the “Agents”) and at the *Comisión para el Mercado Financiero*, as well as in our website www.hortifrut.com.

Dear investor:

Before making an investment, you should be fully informed about the financial condition of Hortifrut and evaluate the convenience of acquiring these securities. The Agents shall provide the investors with the information contained in the *Prospecto* filed in the *Registro de Valores* of the *Comisión para el Mercado Financiero*, before you make your investment. This offer is only registered in Chile under the laws and regulations of Chile and it shall not be deemed made in any other jurisdiction than Chile.

La información contenida en esta presentación es una breve descripción de las características de la emisión y de Hortifrut S.A. (“Hortifrut”), no siendo ésta toda la información requerida para tomar una decisión de inversión. Mayores antecedentes se encuentran disponibles en la sede de Hortifrut, en las oficinas de BTG Pactual Chile S.A. Corredores de Bolsa, Credicorp Capital S.A. Corredores de Bolsa y Banchile Corredores de Bolsa S.A. y (los “Agentes”) y en la *Comisión para el Mercado Financiero*, como también en nuestro sitio web www.hortifrut.com.

Señor inversionista:

Antes de efectuar su inversión usted deberá informarse cabalmente de la situación financiera de Hortifrut y deberá evaluar la conveniencia de la adquisición de estos valores. Los Agentes deberán proporcionar al inversionista la información contenida en el *Prospecto* presentado con motivo de la solicitud de inscripción al *Registro de Valores*, antes de que efectúe su inversión. Esta oferta sólo está registrada en Chile bajo las leyes y reglamentos de Chile y no deberá ser considerada realizada en cualquier otra jurisdicción distinta de Chile.

Agenda

1.

CAPITAL INCREASE


2.

THE COMPANY
A global leading player

3.

BUSINESS MODEL
Constantly innovating to capture and create value





Capital Increase Term Sheet

Issuer	Hortifrut S.A.
Listing	Bolsa de Comercio de Santiago (BCS)
Offering Size	61,000,000 common shares (0.1160697347 share rights per existing share)
Subscription Price	CLP\$ 1,820 per share
Share Composition	100% Primary
Structure	30-day Preemptive Rights Period (July 9 th - August 7 th), followed by a potential rump auction
Use of Proceeds	Primarily to finance growth in Europe, Asia and North America
Global Coordinator	
Joint Bookrunners	 

Capital Increase Calendar

Calendar

July						
M	T	W	T	F	S	S
1	2	3	4	5	6	7
8	9	10	11	12	13	14
15	16	17	18	19	20	21
22	23	24	25	26	27	28
29	30	31				

August						
M	T	W	T	F	S	S
			1	2	3	4
5	6	7	8	9	10	11
12	13	14	15	16	17	18
19	20	21	22	23	24	25
26	27	28	29	30	31	

Main Events

Holiday

Main Events

July 3

- Shareholder's cut-off date (midnight)

July 8 - 10

- Local roadshow

July 9

- Preemptive rights period begins

August 7

- Preemptive rights period ends

Use of Proceeds

MEXICO

- In addition to the 234 ha that Hortifrut has in Mexico the Company will expand its operations and berries' varieties to commercialize them in the North American' spring window
- The Capital Increase will finance the expansion in blueberries and raspberries
- Estimated Capex of US\$45 mn

MOROCCO

- Atlantic Blue, Hortifrut's European Strategic Partner, already has plantations in Morocco. Hortifrut plans to grow its joint operation
- The Capital Increase will finance the expansion in the whole berries category, to be planted in 2 stages, and a packing facility
- Estimated Capex of US\$51 mn

CHINA

- Strategic alliance signed with Joy Wing Mau for the joint development of the farming and distribution of berries
- The current project contemplates 230 ha of conventional blueberries in pot (high density of plantation, 10,000 plants/ha) in 3 stages
- The Capital Increase' use of funds will finance Phase III of the current rproject, and additional expansions to duplicate production + packing, for ~US\$50 mn

Agenda

1.

CAPITAL INCREASE

2.


THE COMPANY
A global leading player

3.

BUSINESS MODEL
Constantly innovating to create and capture value



Investment Highlights



1. Vertically integrated global platform that operates through strategic alliances in countries with solid macroeconomic fundamentals


2. Global leadership: #1 in blueberries and #2 in berries, worldwide. Best suited to capture positive trends in this fast growing industry

3. Long term sustainable business model

4. Highly profitable company with a solid and conservative financial position

5. Board & Management with proven track record and experience in the berries industry

Hortifrut at a Glance

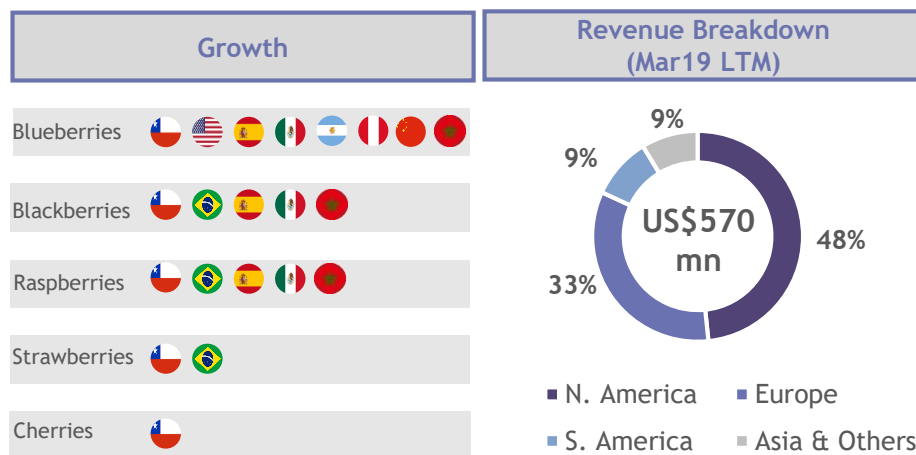


1. COMPANY OVERVIEW.

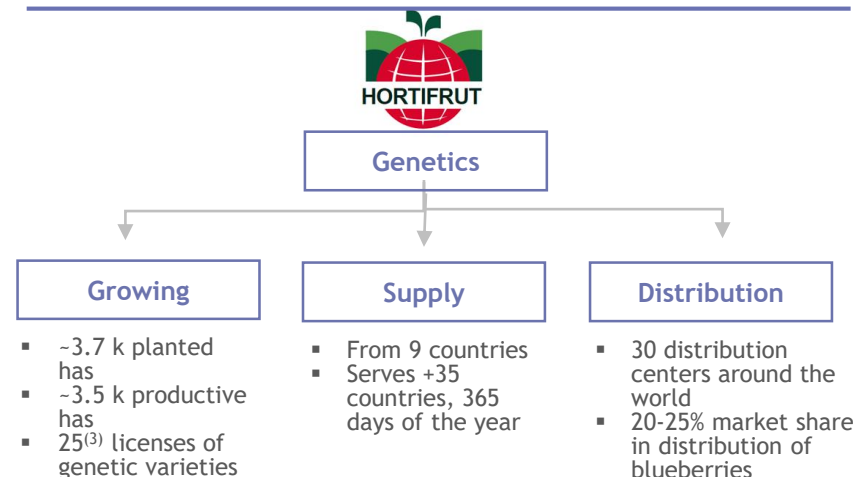
- Hortifrut is a platform vertically integrated from **the best berries genetics to the best customer worldwide, controlling the entire value chain under its own brands**
- It is the **#1 company in sales of blueberries worldwide** and #2 in berries sales, supplying year round worldwide
- Serves +35 countries** through commercial platforms and strategic alliances, allowing it to deliver “berries for the world, every day”
- Listed in the Santiago Stock Exchange (HF CI Equity) since 2012 and has a **market capitalization of ~US\$1.5 bn⁽¹⁾**



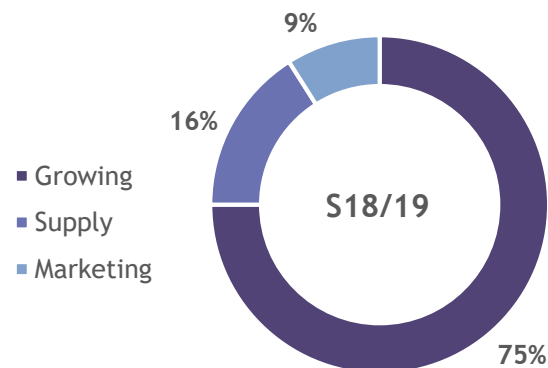
3. GEOGRAPHICAL DIVERSIFICATION IN GROWTH & MARKETING.



2. BUSINESSES.




4. EBITDA BREAKDOWN PER BUSINESS.



(1) Information as of Jul19

(2) Varieties developed internally and acquired from third parties

Vertically Integrated Business Model: From Genetics to Final Consumer



Today Hortifrut has +1,000 hectares with third parties that entrust us with the marketing of their fruit and another ~1,000 hectares that are being planted around the world with our varieties which guarantees long-term commercialization.



(1): Doesn't include third parties' plantations

(2): HF owns 48% in average

Worldwide Presence

Allows to mitigate business risks

- Growing, supply & marketing
- Commercial office

USA⁽¹⁾:

- 236 planted has (org. blueberry)
- 236 productive has



Mexico:

- 225 planted has (conv. blueberry & raspberry)
- 215 productive has



Peru:

- 2,164 planted has (conv. and org. blueberry)
- 2,056 productive has



Chile:

- 818 planted has (conv. & org. blueberry, cherries and others)
- 733 productive has



Spain:



- 97 planted has
- 97 productive has

Morocco⁽¹⁾:

- 15 planted has (raspberry, blackberry)
- 15 productive has



Brazil:

- 13 planted has (raspberry, blackberry & strawberry)
- 10 productive has



Argentina¹:

- 77 planted has (conv. blueberry)
- 77 productive has

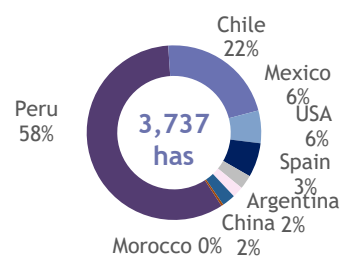


China:

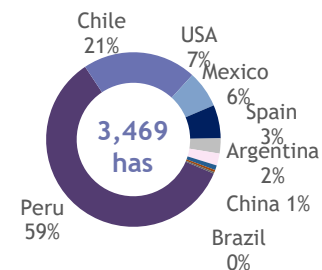
- 230 has project (conv. blueberry)
- 92 planted has
- 31 productive has



PLANTED HAS




PRODUCTIVE HAS



The hectares planted do not include the area of third-party producers

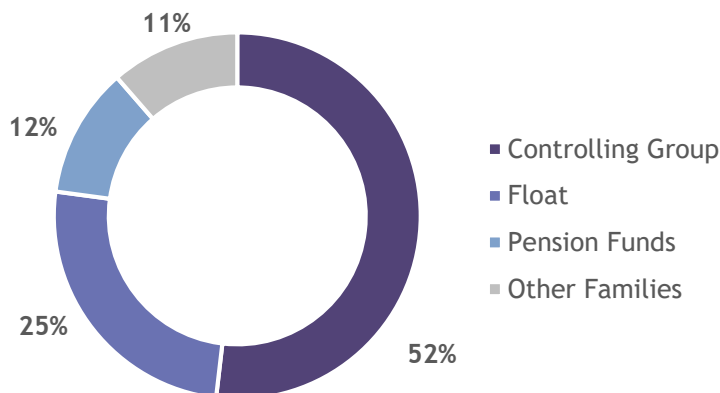
(1) JV: 50% owned by Hortifrut and managed by partners

Board & Management



Board and management with deep experience in the berries industry

1. SHAREHOLDERS STRUCTURE.



CONTROLLING GROUP:

- **Moller Group**
Founder of the Company
- **Del Río & Elberg Groups**
Founder of Vitalberry, merged with HF in 2013
- **Quevedo Group**
Founder of Rocío Group, merged with HF in 2018

2. BOARD OF DIRECTORS.



9 Board Members



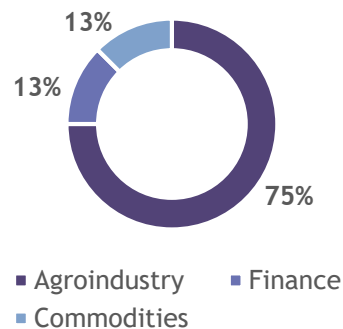
2 Independent Members



6 years in the position &
15 years in the Agribusiness on avg.


3. EXPERIENCED MANAGEMENT TEAM.

BACKGROUND



- 16 years of experience on avg.
- Diversified background
- Corporate managers for IT & Data Analytics

Our History - Always Innovating




Creates an Industry



Globalization



Integration



Globalization



Integration

First Chilean company to supply berries to the US in counter season

Initiates supply and growing operations in Mexico and Guatemala

Opening of EBM, Hortifrut's distribution company in Europe

Growth
IPO, +US\$67 million

Added Value
Initiates RTE business for food services and other customers

JV with Grupo Rocío (Perú)

JV with JoyWingMau (China) for growth & distribution

M&A: Blueberry Business of Grupo Rocío



Hortifrut begins operations in Chile

Establishes Naturipe Farms, together with the main US Berry growers

Partnership with the main blueberry grower in Spain

Hortifrut becomes the main grower of organic blueberries in the world

Merger with Vitalberry Marketing (2nd largest blueberry supplier and distributor from Chile)

JV with Munger Brothers in the US

Integration

Globalization


Added Value

Integration

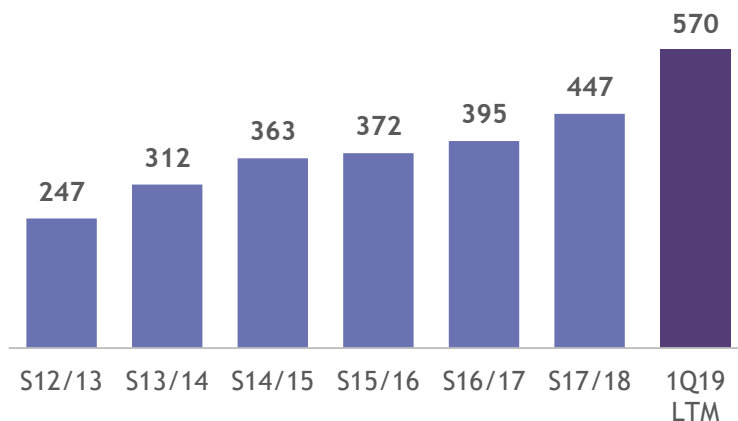
Globalization



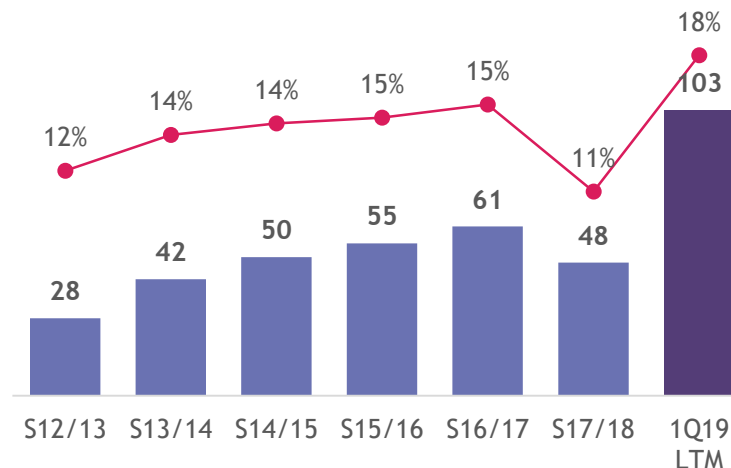
Sustained Revenue Growth & Healthy Balance Sheet



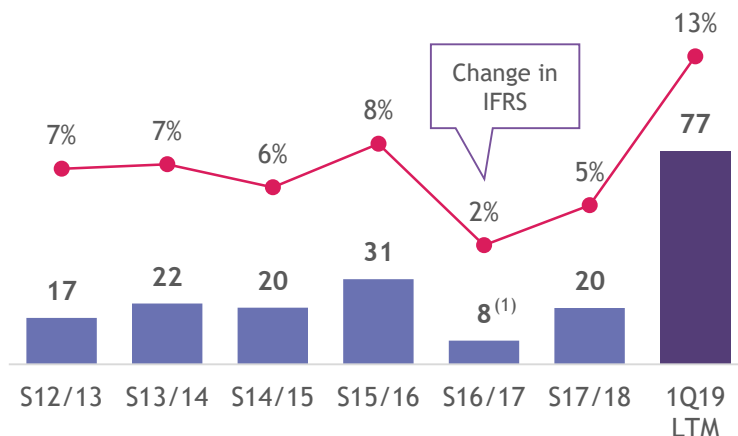
1. REVENUE. (US\$ mn)



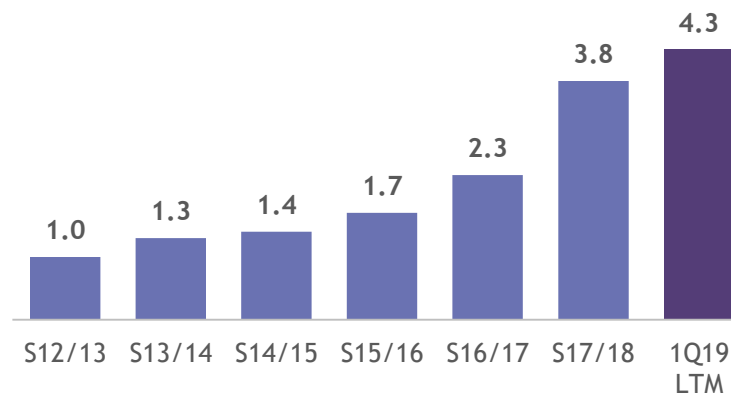
2. EBITDA & EBITDA MG. (US\$ mn & %)



3. NET INCOME & NET MARGIN. (US\$ mn & %)




4. NET DEBT/ EBITDA. (x)

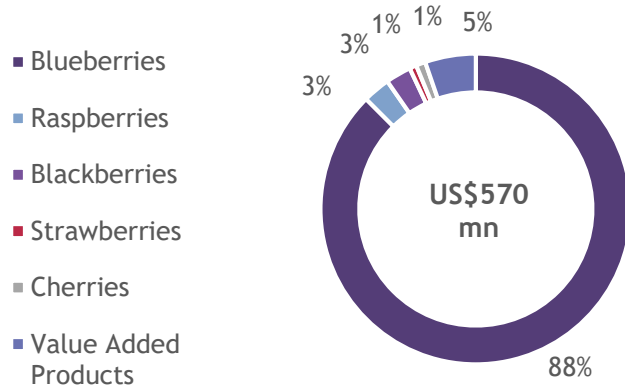


Note:
(1): Pull up of productive hectares in Mexico for varietal replacement

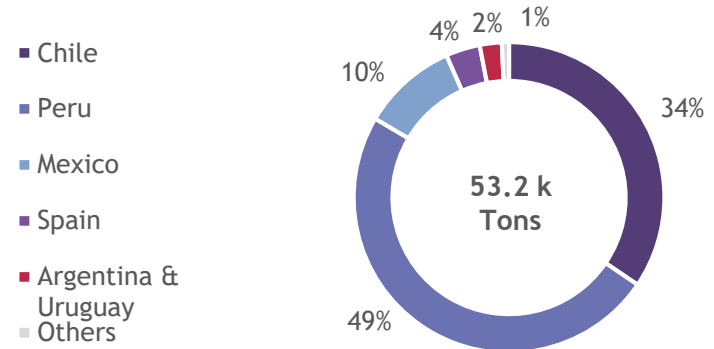
Diversification by Product, Country & Customer



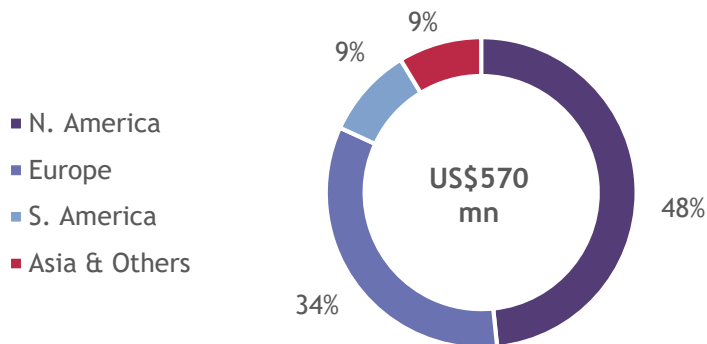
1. REVENUE BY PRODUCT. (1Q19 LTM)



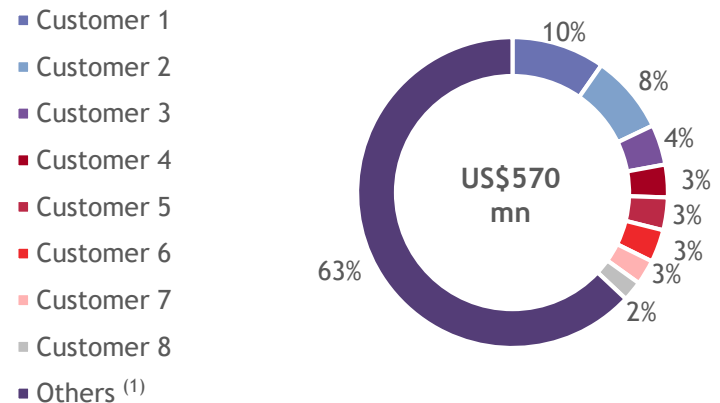
3. TONS SOLD BY COUNTRY OF ORIGIN. (1Q19 LTM)



2. REVENUE BY DESTINATION. (1Q19 LTM)



4. REVENUE BY CUSTOMER. (1Q19 LTM)



Agenda

1.

CAPITAL INCREASE

2.


THE COMPANY
A global leading player

3.

BUSINESS MODEL
Constantly innovating to create and capture value



Unique Business Model



“HORTIFRUT connects the best growers with the best customers by supplying the best fruit for its worldwide consumers, creating a virtuous circle that grows based on innovation, better genetics, sustainability and digitalization of its processes”

DIGITAL PLATFORM



More & better customers and consumers

Enhancing Customers Satisfaction

Innovation,
Breeding
and
Digitalization



SUSTAINABILITY



More & better Hortifrut growers

Best Global Growing Practices

Genetics: Constant Innovation to Create New Varieties

Hortifrut's Genetic Development

- Hortifrut owns two genetic focused companies:
 - Pacific Berry Breeding, focused in developing new varieties of raspberries and blackberries
 - Berry Blue, JV with Michigan Blueberry Growers, focused in developing new varieties of blueberries.


Blueberry Proprietary Varieties



+17
Other varieties

Rationale behind Genetic Development


Producers' Objectives




Consumers' Needs

Innovation & Technological Development

- Strong track record of developing systems and initiatives to increase productivity
- ~US\$3 mn annually in investments to develop or acquire different innovative projects:
 - 1 **AgroID:** Technological tool to control the harvest in real time
 - 2 **Blueye:** Tool that replace human eye for a multispectral camera to automate the quality control process and improve data management
 - 3 **Unitec:** Technology implemented to improve the blueberries selection and packaging
 - 4 **Controlled environment production technologies:** Hortifrut is constantly researching for new and more efficient methods to produce berries
 - In season 17/18, 14% of Hortifrut's EBITDA was generated through several innovation projects along the value chain (Innovation Intensity Index - Audited by INNSPIRAL⁽¹⁾)
 - The 5-year goal is that 30% of the EBITDA comes from innovation projects



Maximizing Value Through Data Analytics



Improving decision-making through the use of advanced **Predictive** and **Prescriptive models**

LEVERAGING INTERNAL AND EXTERNAL DATA SOURCES USING APPLIED MACHINE LEARNING



Weather



Pre & Post
Harvest
Management



Logistics



Customers &
Destinations



Fruit
Genetics



Expertise &
Know-How


PRODUCTION FORECASTING
MODEL

QUALITY PREDICTION
MODEL

BLUESQUID MATHEMATICAL
OPTIMIZATION
MODEL

Maximize economic value by allocating the right fruit to the right customer

Diversified Customer Base



NORTH AMERICA




EUROPE



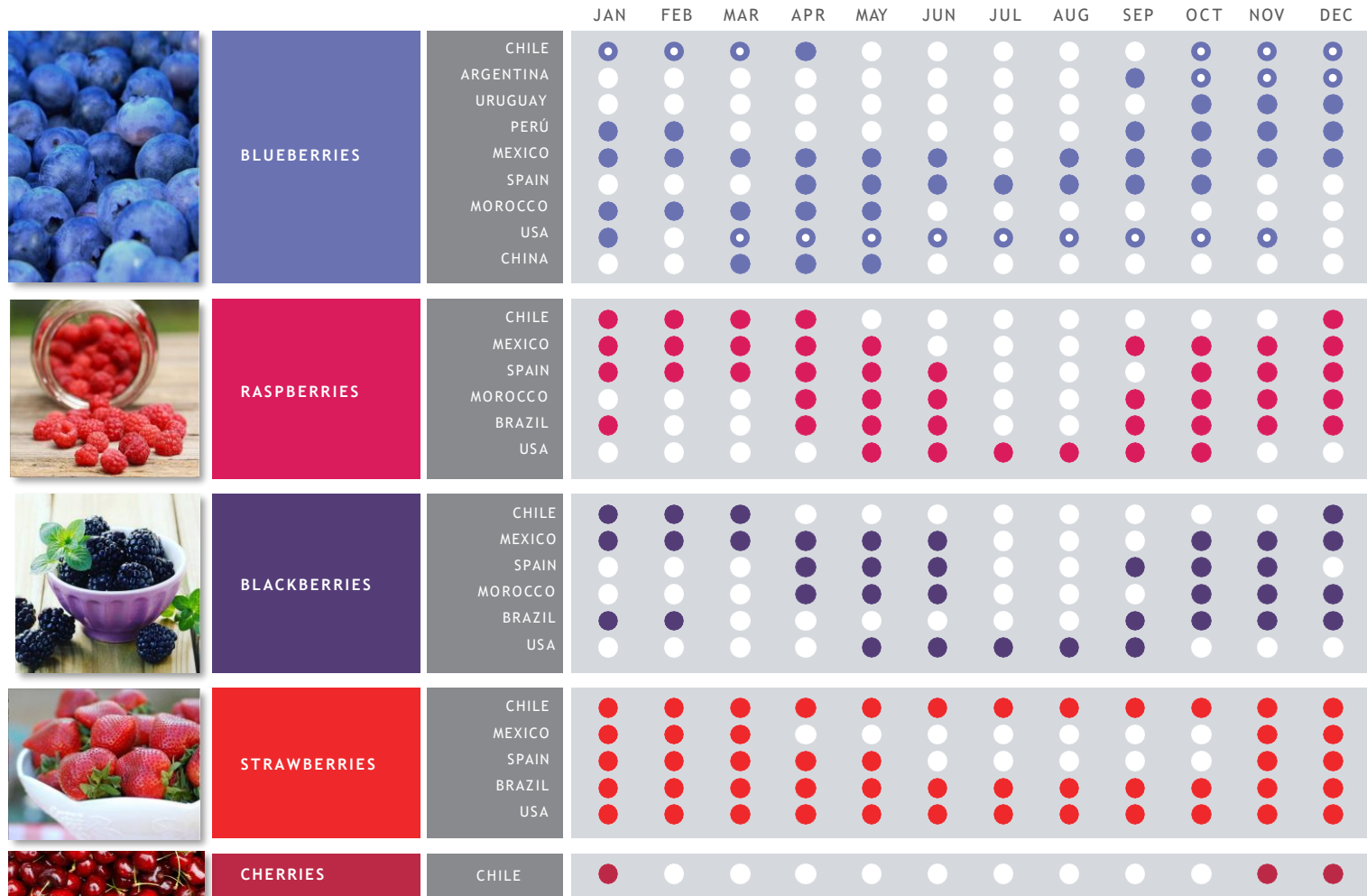
EMERGING MARKETS



Year Round Supply



Hortifrut's production windows per product allows counter-season supply



Hortifrut's Purpose, Vision and Mission

Purpose

"Touching and enlightening the life of people by delivering the most wonderful and healthy berries, through its team and partnerships around the world, caring about the environment and the community"

Vision

To be the world leader within the Berry category

Mission

"Berries for the world everyday"

B Corp Certification



- Awarded in 2018 to Hortifrut Chile S.A. (Subsidiary of HFSA)
- **Largest Company in Chile with a B Corporation Certificate**
- Recognition for Hortifrut's good practices in its Corporate Governance and Transparency Policy, as well as its relationship with collaborators, communities and the environment
- In the long term, Hortifrut plans to certify all of its subsidiaries to boost its positive impact in the world

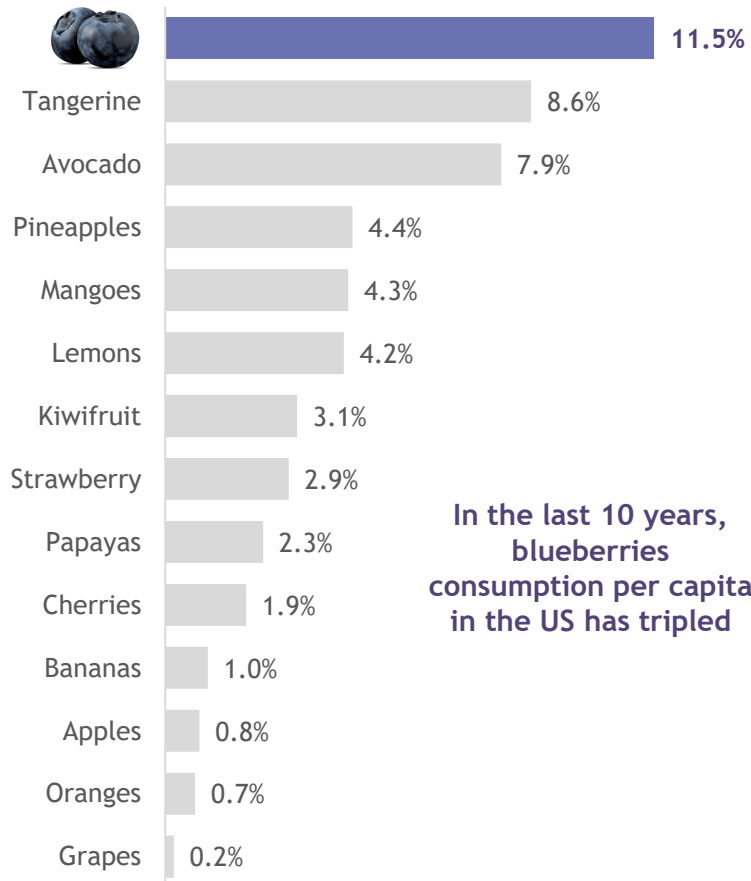


APPENDIX



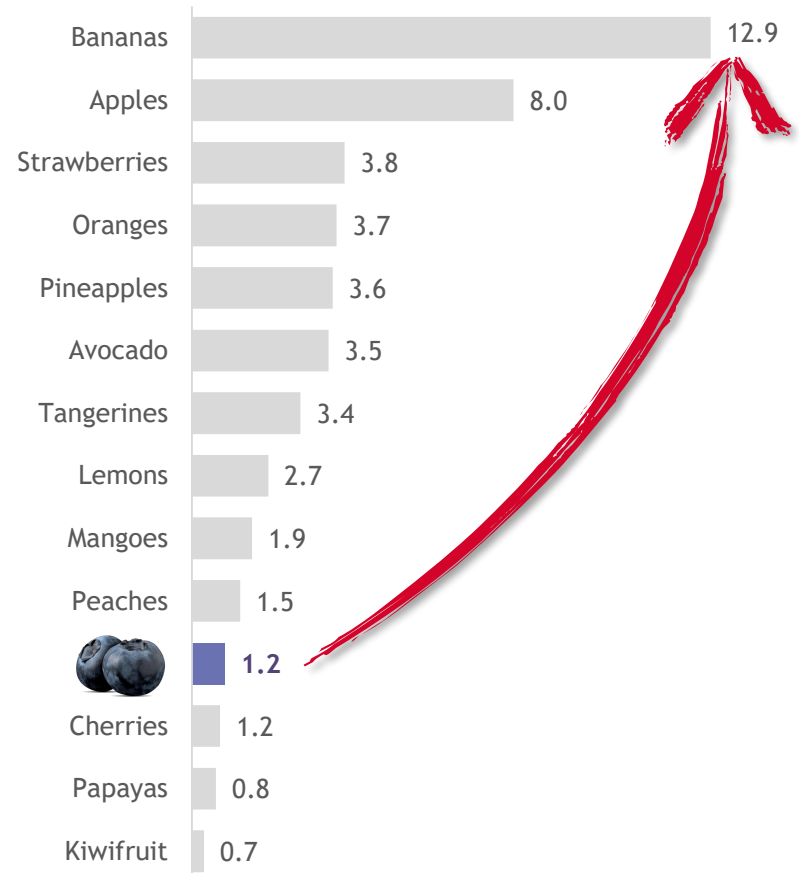
Consumption Rate

1. 2017 US PER CAPITA CONSUMPTION. (10 year CAGR)



**In the last 10 years,
blueberries
consumption per capita
in the US has tripled**

2. 2017 US PER CAPITA CONSUMPTION. (Kg/year)



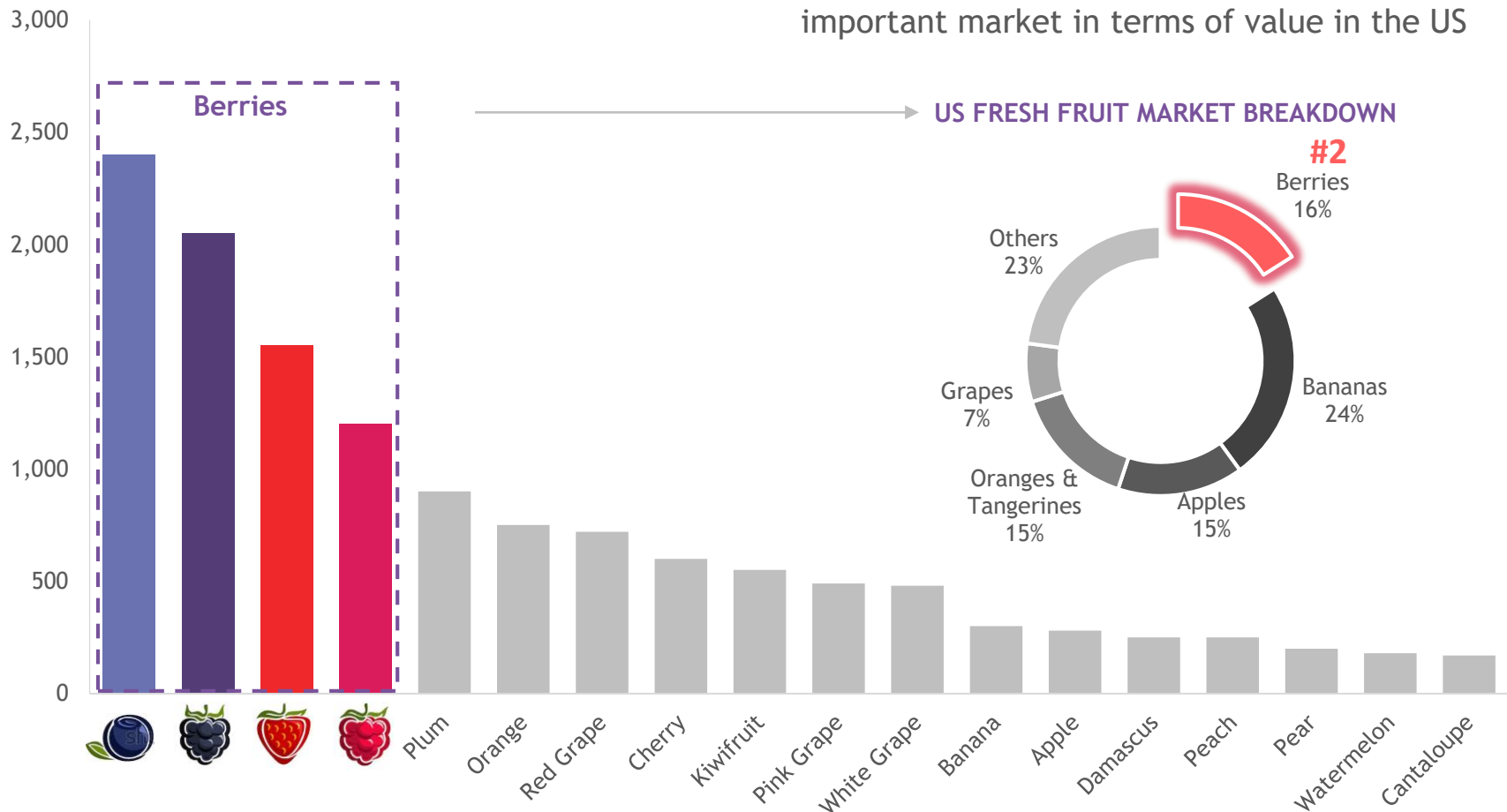
The Fruit With The Fastest Growing Consumption Rate

Consumption Rate

Why is this happening?

Highest antioxidants levels, becoming the most important market in terms of value in the US

Antioxidants: ORAC Value⁽¹⁾



Industry Trends

Why is this happening?

Berries are considered “Superfoods”, positioning as one of the preferred among high income countries

Low Calorie

High fiber
content

Rich in
antioxidants

Vitamin C

Flavonoids

Long shelf
life

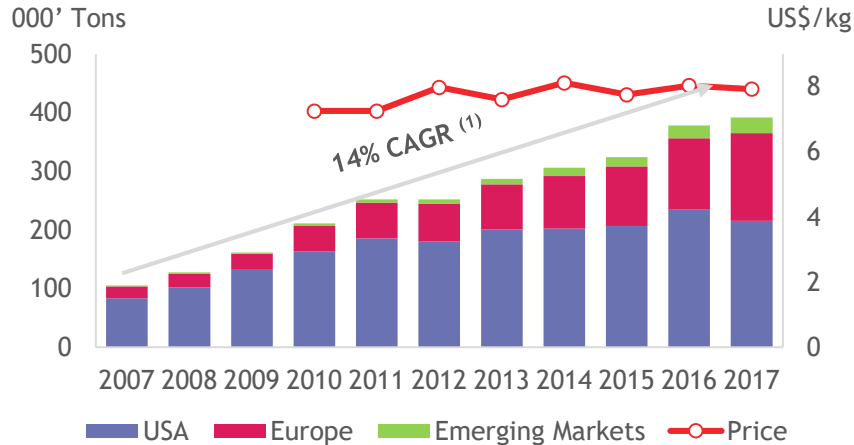
1. Consumers getting healthier. “Superfoods” on the rise
2. Convenience as one of the most important attributes of products/services
3. Attractive product with convenient formats for every meal
4. Variety development focused on the latest consumer trends and tastes
5. Year-round supply
6. Social & Environmental responsibility. Fair trade

*“The appeal of blueberries to health-conscious consumers is tied to their extremely **rich in antioxidants** properties, **low calorie** intake, **high in fiber and nutrient content**, and that blueberries may contribute to heart health since they appear to act as an **anti-inflammatory** and may also **reduce blood cholesterol levels**”⁽¹⁾*

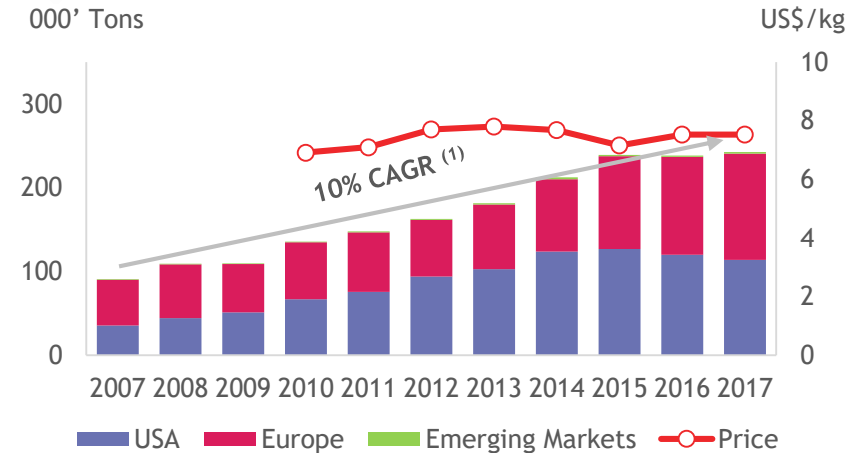
Strong Demand Growth & Resilient Prices



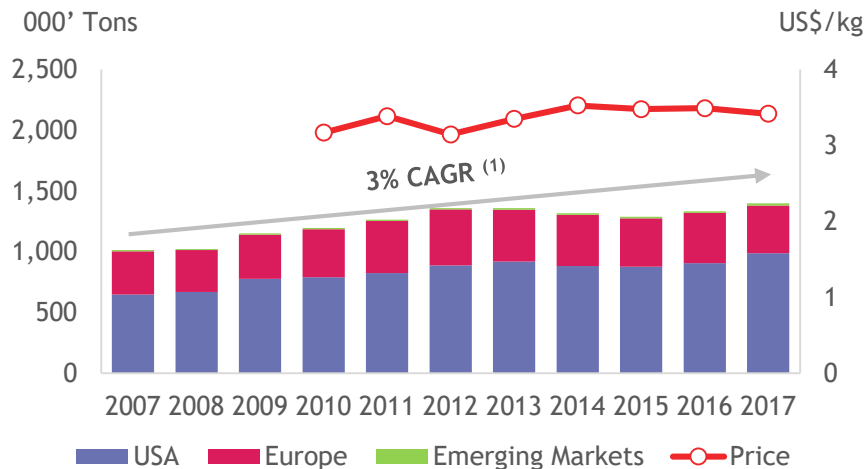
1. BLUEBERRIES - CONSUMPTION & PRICE TRENDS.



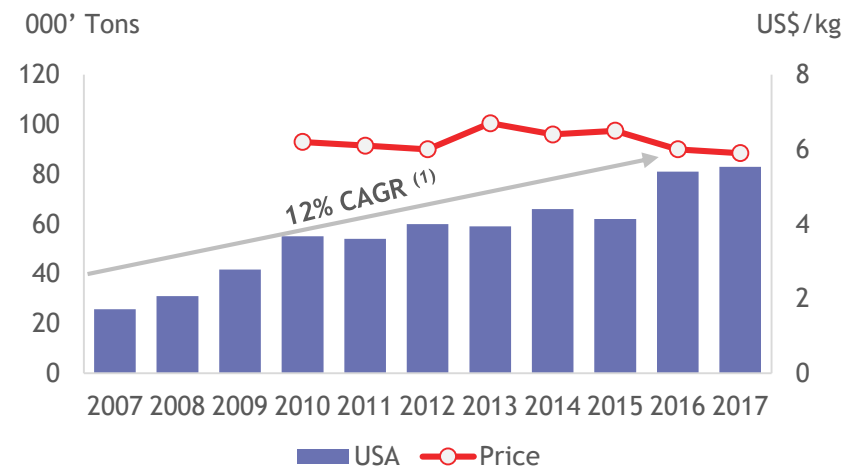
2. RASPBERRIES - CONSUMPTION & PRICE TRENDS.



3. STRAWBERRIES - CONSUMPTION & PRICE TRENDS.



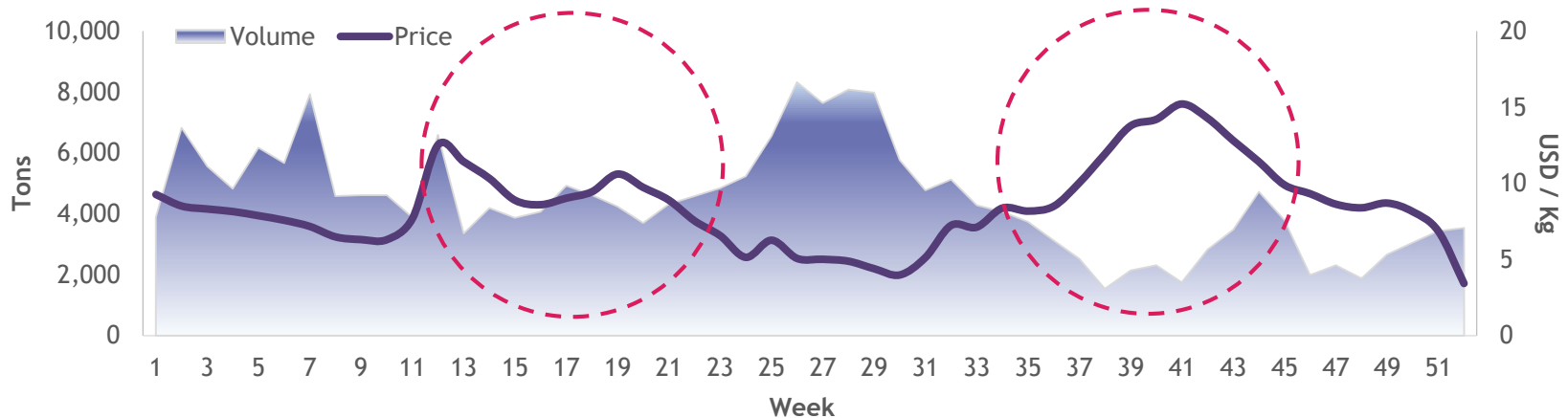
4. BLACKBERRIES - CONSUMPTION & PRICE TRENDS.



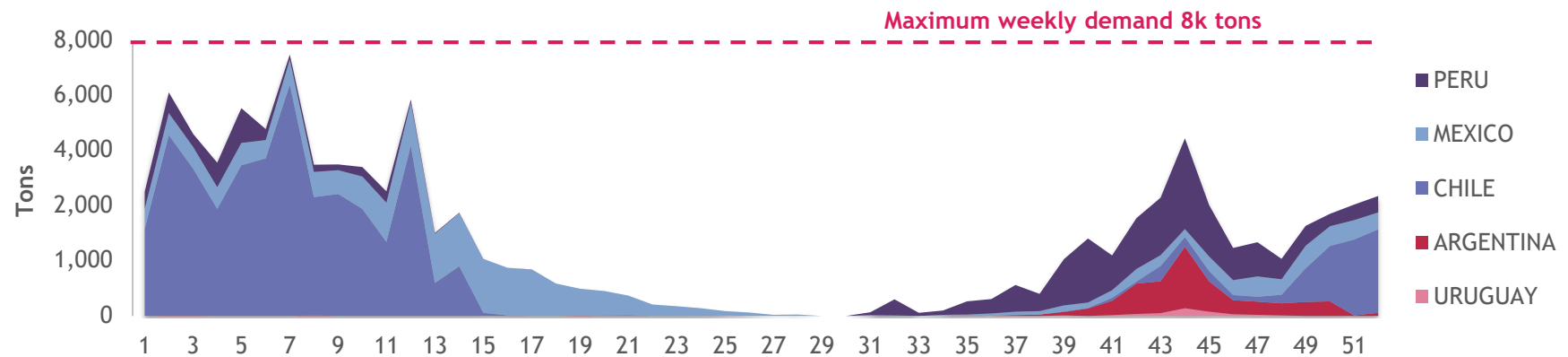
Blueberries Consumption Cycle

Room for supply during high price windows

1. 2018 US BLUEBERRIES CONSUMPTION CYCLE. (volume/price)

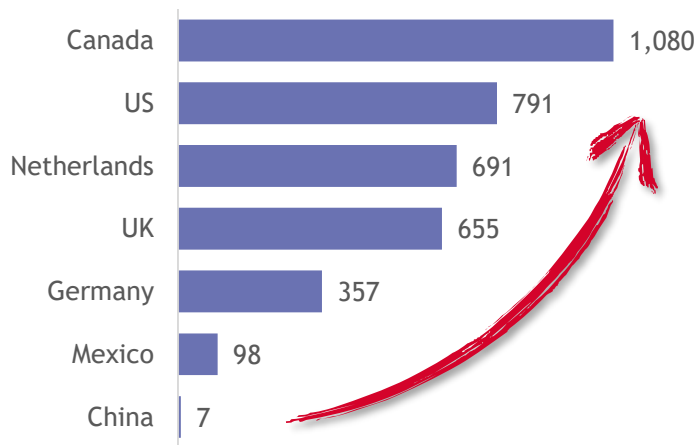


2. 2018 IMPORTS BY ORIGIN TO THE US MARKET (LATAM). (volume)

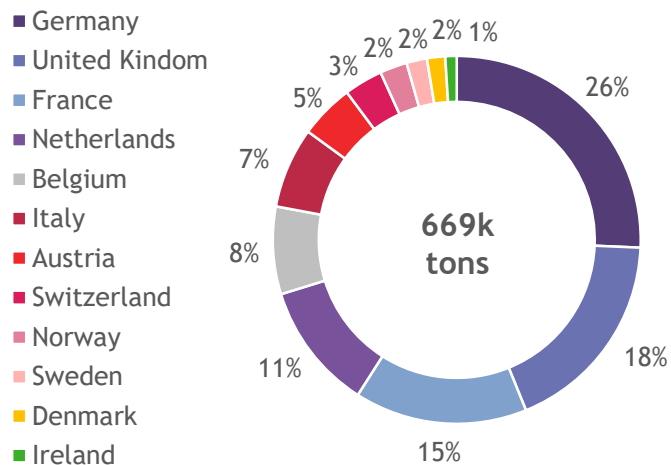


Opportunities to Penetrate New Markets

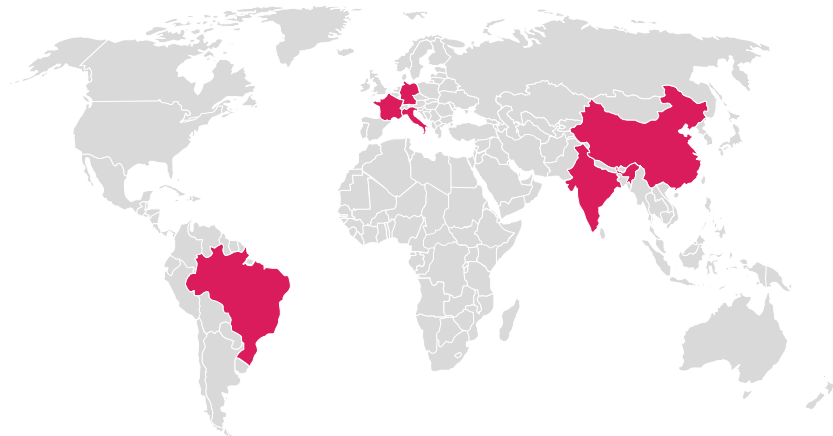
1. 2017 BLUEBERRY CONSUMPTION FOR SELECTED COUNTRIES. (grams/year)⁽¹⁾



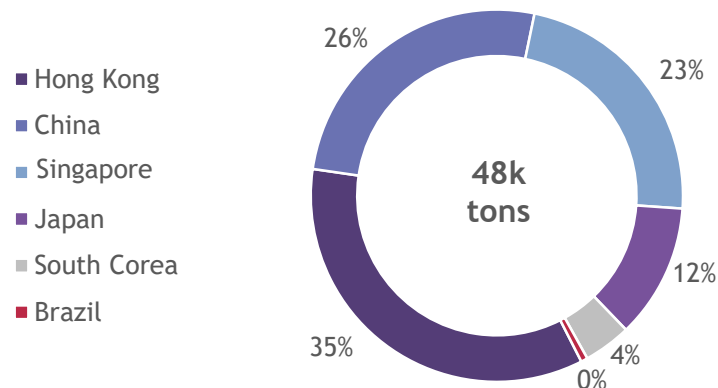
3. EUROPE BERRIES IMPORTS IN 2017.




2. ATTRACTIVE & UNDEREXPLOITED COUNTRIES.



4. EMERGING MARKETS BERRIES IMPORTS IN 2017.



Proprietary Brands & Global Alliances



1. BRANDS PORTFOLIO.

- ~70% of revenues come from proprietary brand products
- Portfolio of brands with clear positioning and strong recognition:
 - North America & Asia: Naturipe
 - Europe: Euroberry, Southern Sun & Berry Collection
 - Emerging Markets: Berry Good, Naturipe and Southern Sun
- Naturipe farms** is the **2nd largest berries distributor** in the world with its brand Naturipe **and #1 in blueberries**. The brand has +100 years in the berries business



2. FIRST CLASS PARTERSHIPS WORLDWIDE.



- +25 years of experience in the blueberries industry
- Main blueberries grower in Andalucia
- Genetic development is in the core of its business through its affiliate Royal Berries
- In the last years, the company has expanded its operations to Morocco



- One of the main blueberries and kiwis grower in China. Recently has made JV's in Chile and Australia
- The company merged with Golden Wing Mau to grow, store, pack, import/export and sell fresh products



- +16 years of experience in the blueberries industry
- Main grower of pistachios and blueberries in the US west coast
- Fast growing company, with a vertically integrated business model. The Company has plantations in California, Oregon and Washington. Headquartered in Delano, CA.
- One of the 4 shareholders of Naturipe Farms

Audited Financial Statements - Summary

Income Statement (US\$ mn)	S14/15	S15/16	S16/17	S17/18	2019 1QLTM
Revenues	363	372	395	447	570
COGS	(289)	(308)	(333)	(386)	(454)
Gross Margin	74	64	62	61	116
Gross Margin	20.4%	17.3%	15.6%	13.6%	20.4%
SG&A	(22)	(27)	(27)	(30)	(39)
Profit from equity acc. investees	(0)	10	2	9	(5)
Financial Income (Losses)	(4)	(3)	(3)	(6)	(20)
Other Income (Losses)	(17)	(3)	(24)	(8)	48
EBT	31	42	10	26	100
Taxes	(11)	(11)	(2)	(5)	(23)
Net Income	20	31	8	20	77
Net Margin	5.6%	8.2%	2.1%	4.5%	13.5%
EBITDA	50	55	61	48	103
EBITDA Margin	13.7%	14.7%	15.4%	10.8%	18.0%

Balance Sheet (US\$ mn)	2Q15	2Q16	2Q17	2Q18	2019 1Q
Cash & Eq.	44	38	32	180	52
Acc. Receivables	59	54	67	75	130
Inventories	19	21	15	16	36
Biological Assets	106	2	3	2	17
Investments in Affiliates	20	39	71	67	28
Intangibles	34	29	17	15	14
PP&E	76	221	222	260	703
Other Assets	47	54	52	59	226
Total Assets	405	457	479	675	1,206
Financial Liabilities	113	129	172	361	494
Acc. Payables	58	52	30	39	89
Provisions	4	4	5	5	4
Other Liabilities	28	35	23	22	102
Total Liabilities	203	220	230	428	689
Shareholders' Equity	173	202	218	205	461
Minorities Interest	28	34	32	43	56
Total Equity	202	237	250	248	517